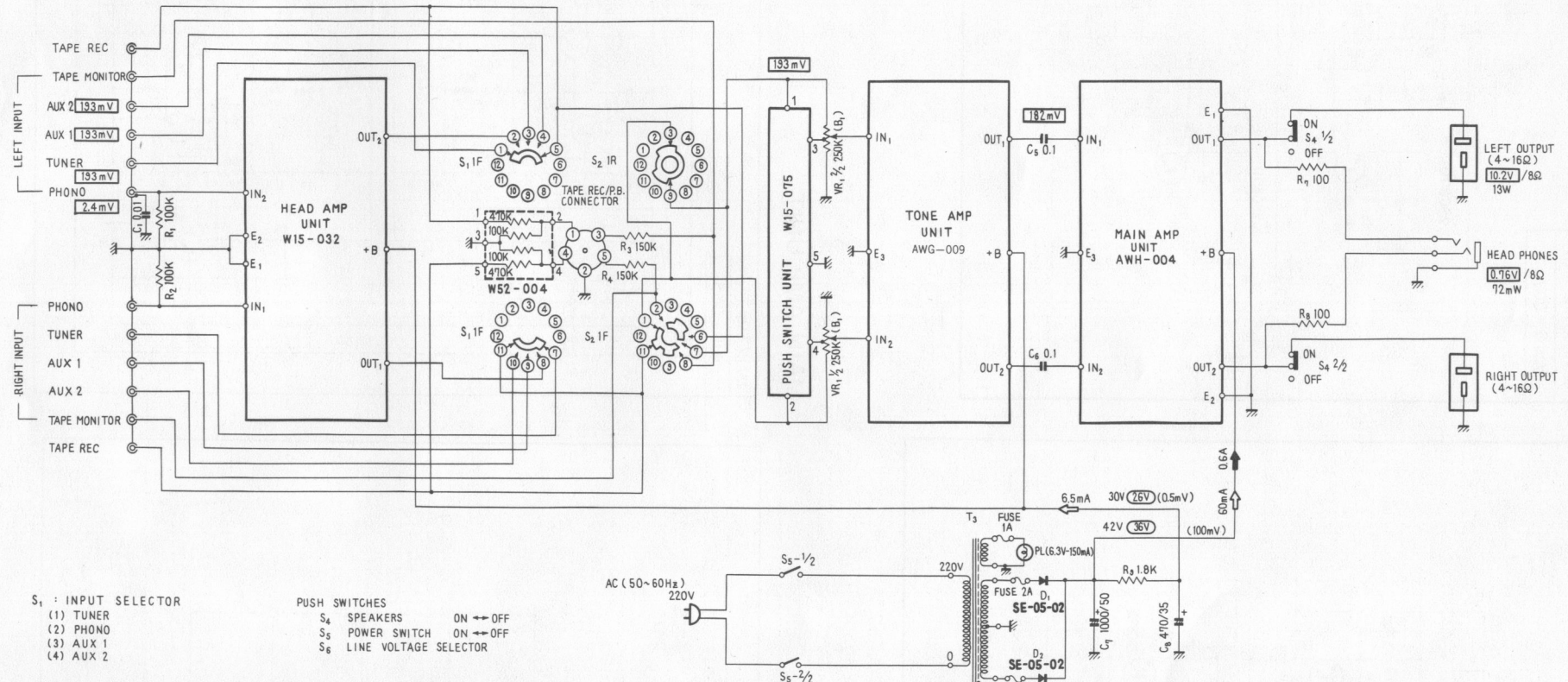


STEREO AMPLIFIER

SA-500

UNIT \ ROUND LABEL	FA	FV	KC	NB		
FM FRONT END						
FM IF UNIT						
MPX UNIT						
AM TUNER UNIT						
MUTING UNIT						
HEAD AMP UNIT	W15-032	W15-032	W15-032	W15-032		
CONTROL AMP UNIT	AWG-009	AWG-009	AWG-009	AWG-009		
MAIN AMP UNIT	W15-055	W15-055	W15-055	AWH-004		
POWER SUPPLY UNIT						
SWITCH UNIT	W15-075	W15-075	W15-075	W15-075		
SWITCH UNIT						
SWITCH UNIT						
TONE COLOR UNIT						
CONTROL UNIT						
MIC AMP UNIT						
REVERBE AMP UNIT						
REVERBE UNIT						





S₁ : INPUT SELECTOR

- (1) TUNER
- (2) PHONO
- (3) AUX 1
- (4) AUX 2

S₂ : MODE SELECTOR

- | | |
|------------|------------|
| MODE | TAPE MON |
| (1) RIGHT | (4) STEREO |
| (2) LEFT | (5) LEFT |
| (3) STEREO | (6) RIGHT |

RESISTORS

- NON MARK : OHM
K : KILOHM

PUSH SWITCHES

- S₄ SPEAKERS ON ↔ OFF
- S₅ POWER SWITCH ON ↔ OFF
- S₆ LINE VOLTAGE SELECTOR

POTENTIOMETER

- VR₁ VOLUME CONTROL

CAPACITORS

- NON MARK : μF
P : μμF

V : DC VOLTAGE AT NO INPUT SIGNAL

○ : DC VOLTAGE AT MAX INPUT SIGNAL

(V) : RIPPLE VOLTAGE

→ : DC CURRENT AT NO INPUT SIGNAL

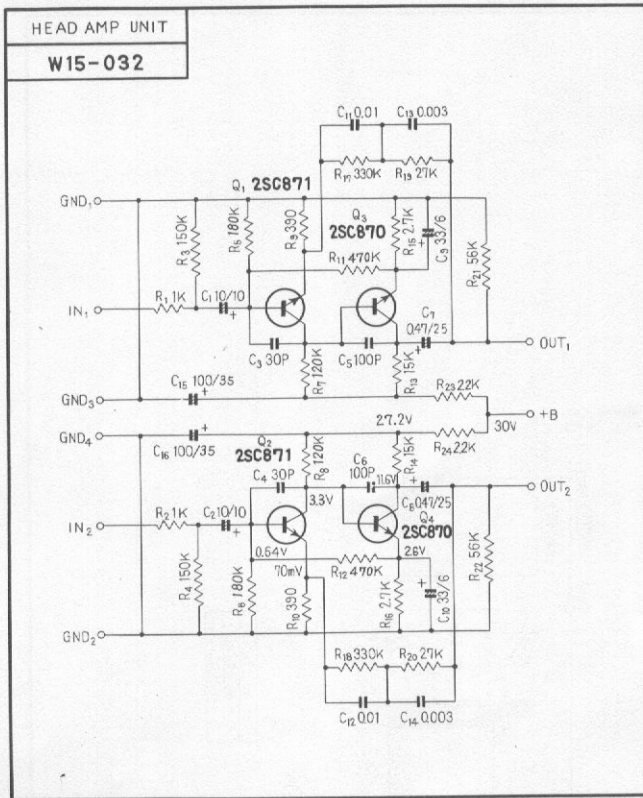
⇨ : DC CURRENT AT MAX INPUT SIGNAL

▭ : SIGNAL VOLTAGE AT 18W/8Ω (SPEAKER OUTPUT)

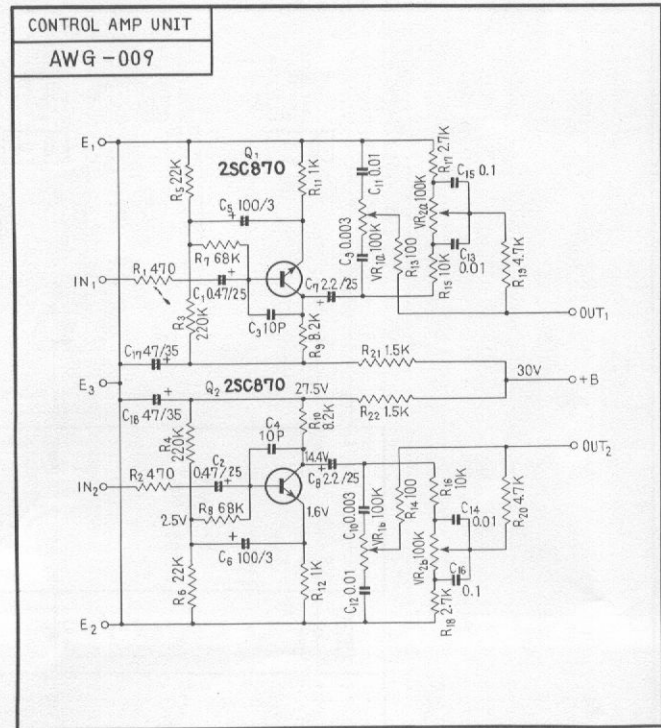
ALL VOLTAGES MEASURED WITH V.T.V.M.

ITEM NO.	VACANT
R ₁ ~ R ₃	R ₅ R ₆
C ₁ ~ C ₁₂	C ₁₄ ~ C _{16, 17}

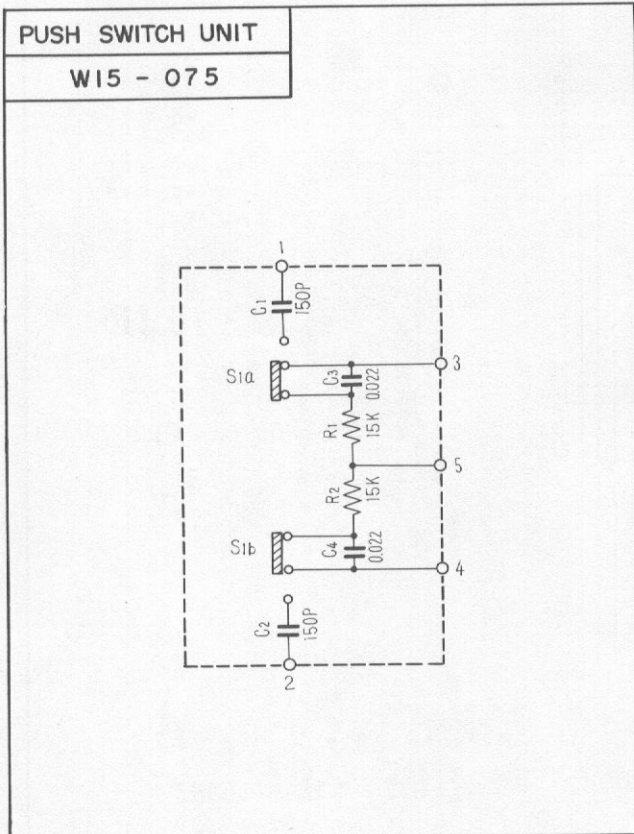
HEAD AMP UNIT



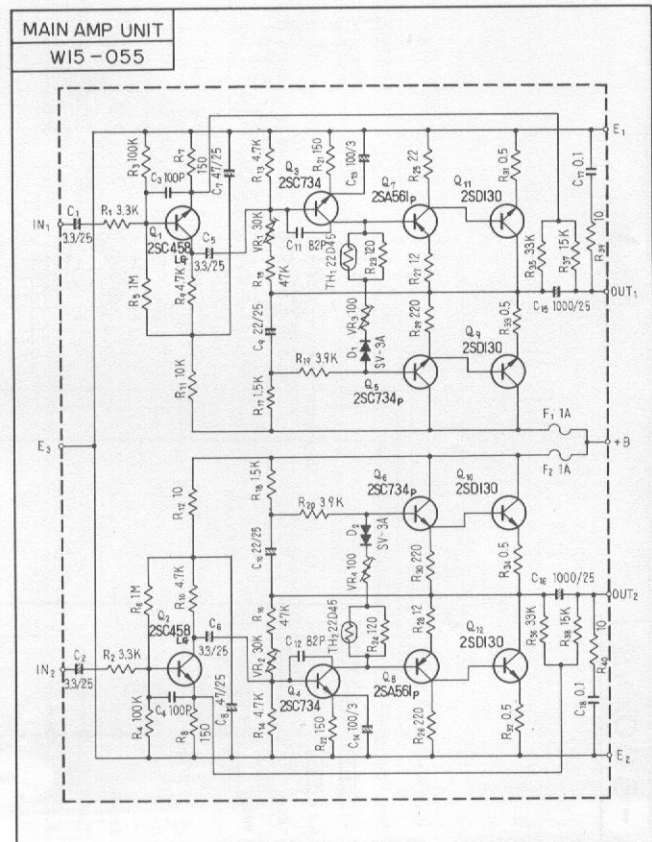
CONTROL AMP UNIT

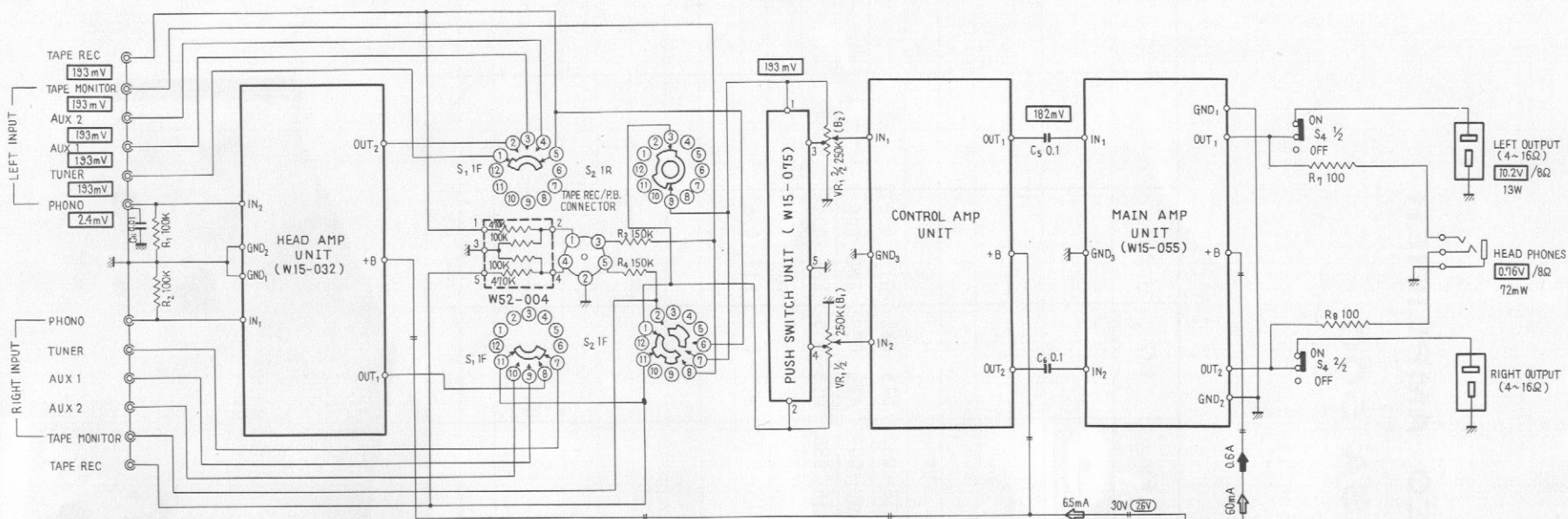


PUSH SWITCH UNIT



MAIN AMP UNIT





- S₁ INPUT SELECTOR
 (1) TUNER
 (2) PHONO
 (3) AUX 1
 (4) AUX 2

- S₂ MODE SELECTOR
 MODE TAPE MON
 (1) RIGHT (4) STEREO
 (2) LEFT (5) LEFT
 (3) STEREO (6) RIGHT

RESISTORS
 NON MARK : OHM
 K : KILOHM
 M : MEGOHM

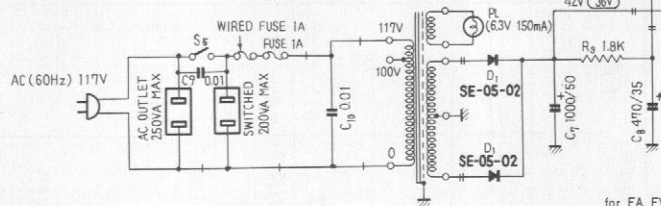
CAPACITORS
 NON MARK : μF
 P : μμF

- PUSH SWITCH
 S₄ SPEAKERS ON ↔ OFF
 S₅ POWER SWITCH ON ↔ OFF

POTENTIOMETER
 VR₁ VOLUME CONTROL

- V DC VOLTAGE AT NO INPUT SIGNAL
 DC VOLTAGE AT MAX INPUT SIGNAL
 DC CURRENT AT NO INPUT SIGNAL
 DC CURRENT AT MAX INPUT SIGNAL
 SIGNAL VOLTAGE AT 13W/8Ω (SPEAKER OUTPUT)

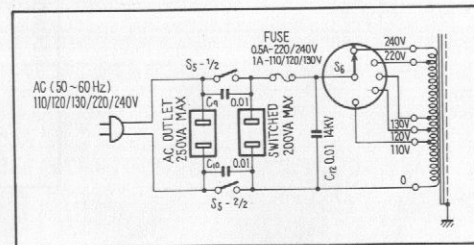
ALL VOLTAGES MEASURED WITH V.T.V.M.



ITEM NO.	VACANT
R ₁ ~ R ₈	R ₅ R ₆
C ₁ ~ C ₁₁	C ₁ ~ C ₄

TR-32 } CSA
 TR-64 } APPROVED WIRE

for FA, FV model



MAIN AMP UNIT for NB model

MAIN AMP UNIT

AWH-004

